




# Annual Report 2023-24





# Contents

- 4** Australian Gas at a Glance
- 7** About GEA
- 9** GEA Strategic Plan 2023-26
- 11** Chair's Report with Amber Fennell
- 14** Treasurer's Report with Tanya Rybarczyk
- 16** CEO's Report with Brett Heffernan
- 19** Key Activities
- 26** Technical Report with Darryl Ramm
- 36** Directors' Report
- 40** Statement of Profit or Loss and Other Comprehensive Income
- 41** Statement of Financial Position
- 42** Statement of Changes in Equity
- 43** Statement of Cash Flows
- 44** Notes to the Financial Statements
- 56** Directors' Declaration
- 57** Independent Audit Report
- 60** Members and Associates
- 61** Honorary and Life Members

# Australian Gas at a Glance

Gas Energy Australia compiles Gas Facts based on annual data. It is updated as authoritative facts, figures and research about gas production and use in Australia are published, citing fully attributed data from independent sources.

Over the last 12 months, LPG's footprint and significance to Australia grew exponentially. In fact, LPG use in Australian homes has been growing year-on-year for 20 years to be a vital component providing energy for cooking, hot water and heating in 2,026,450 Australian households.

It is also used in some 130,000 businesses, including commercial uses such as space heating, water heating, commercial kitchens (restaurants, cafes, clubs, fish and chip shops), hospitals, schools, catering vans, and increasingly as shipping fuel.

It is used in industrial settings for process heat in manufacturing (ovens, furnaces) for metal processing, as well as feedstock to make many of the daily things we take for granted like glass, plastic, rubber, metals, fertilisers, pharmaceuticals... to list just a few.

LPG is the lifeblood of many Australian farms in powering equipment, like water pumps, and heating in crop drying, animal rearing and greenhouse heating.

Of course, LPG's recreational uses are well-known through 6,000,000 BBQs across Australia, 72,000 campervans and 669,400 caravans, as well as camping and boating equipment, outdoor heating and hot-air ballooning.

Gas is a mainstay of the national economy and is an irreplaceable ingredient for our manufacturing base, driving billions in economic activity through its myriad through-chain applications.

## LPG in Australia

LPG alone generates just over \$5 billion in domestic economic activity (up from \$3.6 billion last year) – a 28% increase in one year.

*ACIL Allen Consulting, Economic Contribution of the Australia Gas Economy in 2021-22, September 2023*

The LPG sector supports 20,500 Australian jobs (up from 16,154 a year ago).

*ACIL Allen Consulting, Economic Contribution of the Australia Gas Economy in 2021-22, September 2023*

## Gas in total

All gas in Australia generates \$121.17 billion in economic activity - underpinning 5.25% of GDP. Up 42% on the previous year.

*ACIL Allen Consulting, Economic Contribution of the Australia Gas Economy in 2021-22, September 2023.*

Australia's gas sector and its networks support 258,779 full-time local jobs - up 17,133 on the previous year.

*ACIL Allen Consulting, Economic Contribution of the Australia Gas Economy in 2022-23, September 2023*

Gas production makes up the lion's share of the economic contribution of the gas supply chain to national domestic activity at \$85.862 billion (up from \$40 billion in the previous year), while supporting 96,948 Aussie jobs.

*ACIL Allen Consulting, Economic Contribution of the Australia Gas Economy in 2021-22, September 2023.*

The transport and distribution of gas across Australia drives \$10.22 billion (up from \$8.1 billion the year before) in economic activity and supports 46,228 Aussie jobs (up almost 10,000 on the previous year).

*ACIL Allen Consulting, Economic Contribution of the Australia Gas Economy in 2021-22, September 2022.*

Gas-fired electricity generation in Australia provides \$5.591 billion in economic activity (up \$1.5 billion on the previous year) and supports 12,289 Aussie jobs (up over 7,700 on 2020-21). Importantly, as intermittent generating renewables (solar and wind) are more relied on as coal exists the market, gas will become increasingly relied upon to fill the inevitable downtime gaps.

*ACIL Allen Consulting, Economic Contribution of the Australia Gas Economy in 2021-22, September 2023.*

Through high temperature manufacturing, gas contributes \$5.792 billion (up \$700 million on the year before) in economic activity and support 29,372 Aussie jobs (up over 5,000 on 2021-22).

Gas is essential in generating industrial heat for manufacturing, including steel, glass, bricks, ceramics... to list a few. In this process it is irreplaceable given electricity, regardless of how it is produced, cannot generate the 800-1,300 degree Celsius temperatures required.

*ACIL Allen Consulting, Economic Contribution of the Australia Gas Economy in 2021-22, September 2023.*

As a feedstock (or ingredient) in modern manufacturing, gas generates \$7.538 billion to economic activity and supports 36,674 Aussie jobs (up 3,600 on the previous year).

Gas is a vital and irreplaceable feedstock in the making of many things we need for everyday life, including plastics, fertilisers, pharmaceuticals, rubber, propellants, refrigeration, adhesives, cosmetics. A more detailed is available in the 'Gas Use in Australia' section below.

*ACIL Allen Consulting, Economic Contribution of the Australia Gas Economy in 2021-22, September 2023.*

Gas-related capital expenditure, or the gas sector's investment in upgrading its operations, generates \$6.169 billion (up over \$1 billion on 2020-21) in domestic economic activity, supporting 26,285 Aussie jobs (up 3,268 on the previous year).

*ACIL Allen Consulting, Economic Contribution of the Australia Gas Economy in 2021-22, September 2023.*

Some 130,000 businesses across Australia rely on gas for both industrial heat (to make steel, bricks, alumina, ceramics, etc) and as a feedstock

(that is, as an ingredient in making plastics, chemicals, pharmaceuticals and fertilisers... to list just a few.

*Deloitte Access Economics analysis of Australian Bureau of Statistics data, March 2017.*

Taxes, rates, fees and royalties from Australian gas yield

\$18.2 billion a year, supporting essentials services and infrastructure, such as hospitals, schools and roads across the country.

*AEAS, Economic and Employment Contribution of the Australian Gas Industry Supply Chain, 2020-21.*

Almost 70% of Australian homes use mains or bottled gas for heating, cooking and hot water - that's 5.2 million households and growing by 100,000 per year.

*Frontier Economics, Gas Vision 2050: Delivering A Clean Energy Future, September 2020.*

Around 2 million Australian homes use LPG indoors, which is supplied through cylinders.

*Frontier Economics, Gas Vision 2050: Delivering A Clean Energy Future, September 2020.*

Australia's gas infrastructure can store the same amount of energy as 6 billion Tesla Powerwall batteries.

*Deloitte Access Economics analysis of Australian Bureau of Statistics data, March 2017.*

Gas provides around one-quarter (23%) of Australia's end-use energy consumption and, even by today's standards, is cleaner and more efficient in generating higher levels of renewable electricity.

*Frontier Economics, Gas Vision 2050: Delivering A Clean Energy Future, September 2020.*

Over 18.1\* million gas and LPG appliances, including barbeques, are in use across Australia, with more than 20 million\*\* gas cylinders in circulation at any given time.

*\*Frontier Economics, Gas Vision 2050, September 2020.*

*\*\*GEA Member data 2022.*

Victoria is the largest user of gas in Australia, with 79% of homes using gas for cooking and heating to keep warm in winter.

*Frontier Economics, Gas Vision 2050: Delivering A Clean Energy Future, September 2020.*

Research from Frontier Economics shows that replacing gas appliances in the home in Victoria can cost between up to \$42,000 per dwelling.

*Frontier Economics, Cost of switching from gas to electric appliances in the home, 8 July 2022.*

The Australian gas industry invests \$180 million annually in future fuels research projects, including Hydrogen and a raft of emerging renewable and net zero technologies.

*Frontier Economics, Gas Vision 2050: Delivering A Clean Energy Future, September 2020.*

# About GEA

Gas Energy Australia (GEA) is the national peak body representing the downstream gas fuels industry. In August 2023, GEA updated its Constitution to better reflect its representation encompassing Liquefied Petroleum Gas (LPG) and associated gases – including a raft of renewable gases, such as bioLPG, synthetic renewable LPG and renewable DME.

The industry comprises major companies, medium and small businesses across the gas fuels supply chain including refiners, fuel marketers, equipment manufacturers, gas transporters, consultants and service providers.

Representing Australia's leading gas providers, GEA is committed to the responsible promotion of downstream LPG, its use in over 2 million Aussie homes for indoor cooking, heating and hot water, across 130,000 industrial and commercial businesses, agricultural applications, as well as millions of recreational uses from BBQs to caravan and campervans, boating and camping equipment, outdoor heating and hot-air ballooning.

Established in 1958 (originally as Australian Liquefied Petroleum Gas Association), GEA has earned a reputation as a leader in the identification, development and achievement of positive policy and technical outcomes to champion issues affecting gas producers and suppliers, as well as their commercial and household customers.

We are dedicated to generating more informed understanding and appreciation of the evolving role LPG plays today, and must play into the future, to deliver the reliable and affordable renewable options required from a decarbonising economy and the modern economic, environmental and social contribution it makes, which is relied upon by the entire community.

LPG is a major contributor to the national economy, as well as the economies of all states and territories. Its interconnection with almost all facets of life is multi-layered:

- For very high heats in the range of 800-1,300 degrees Celcius, to facilitate modern industrial processes. Electricity, regardless of how it is generated, cannot achieve these temperatures.
- As an essential base ingredient to make the products and components we rely on every day, including plastics, glass, rubber, refrigeration, autoparts, machinery, fertilisers, pharmaceuticals... the list goes on.
- Fast, responsive and affordable heating and cooking in over 2 million homes.
- Commercial cooking and heating in restaurants, bars, clubs and cafes, as well as schools and hospitals across the country.
- Critical farming equipment, including pumps and heating greenhouse nurseries, crop drying and animal rearing.
- More than 20 million cylinders across homes, backyards, community and charity groups, small hospitality businesses (food trucks and coffee vans), caravans and worksites.

But the LPG sector is also playing a pivotal, leading role in developing renewable gases that lead to net zero and, indeed, actual zero emissions as part of a decarbonising economy.

As Frontier Economics' made clear in its 2023 modelling Pathway to Zero Emissions for LPG, net zero bioLPG will be available in Australia from as early as 2025-26. It is sourced from plant waste or a by-product of sustainable aviation fuel production using the hydrotreated vegetable oil (HVO) process.

The CSIRO's Sustainable Aviation Fuel Roadmap notes that by 2025 Australia will have enough feedstock to produce 5 billion litres of SAF each year from approximately 15 biorefineries with LPG as a by-product. The exponential growth of this sector has the potential to replace all conventional LPG with bioLPG.

The advent of renewable synthetic LPG (rLPG), made from green hydrogen and CO<sub>2</sub> taken from the atmosphere, is an actual zero gas. That is, the only CO<sub>2</sub> expelled when it is burned is what was used to make it. It has zero impact on the environment and requires no offsets. It is forecast that rLPG will be available in Australia from the mid-2030s.

Gas is an ever-evolving Australian success story, with proud traditions and a lasting legacy. It remains, and will continue to be, a mainstay in the Australian way of life.

As such, GEA is a driving force for the promotion and recognition of the modern and changing contribution the downstream gas sector makes to benefit of all Australians.





# GEA Strategic Plan 2023-26

In November 2022, the Gas Energy Australia (GEA) Board formalised the Association's Strategic Plan and Communications Strategy for 2023-26. It embarks on initiatives to positively re-position the gas sector and the issues it faces and, in doing so, champion and advance the interests of Members.

Supported by market research (undertaken by APPEA in 2021-22 and updated with LPG-specific JWS Research in December 2023), as well as substantive research (undertaken by ACIL Allen and Frontier Economics on behalf of GEA in 2023), this Strategy seeks to drive key issues of importance to GEA and make those issues and agendas relevant to key stakeholders and the broader community.

This strategy is underpinned by the principles and desired outcomes, of 'social marketing', namely:

1. Proactively **RAISE** the positive profile of LPG (in its various forms) as a vital, proud, innovative, in-touch, competitive, reliable and, importantly, a low emission leading to renewable actual zero emissions sector;
2. In doing so, **BUILD** awareness of LPG's positive role, contribution and value to the broader community and stakeholder groups – today, into the near future, to 2050 and beyond;
3. Thereby, **ESTABLISH** confidence, trust and credibility in the information and endeavours of GEA and its members – bringing the broader community and stakeholders along on relevant issues – and focusing community and stakeholder attention accordingly; and, ultimately
4. **INFLUENCE** community and stakeholder attitudes, behaviours, decisions and choices.

Consistent with its mission, GEA's overarching goal is to convey a united industry voice to key stakeholders (governments, state authorities and the community) on the value and benefits of LPG and, specifically, its transition to net zero bioLPG and, ultimately, actual zero rLPG. This transition has the ability to be zero emitting, over the same timeframe as the electricity grid, but without the hefty price tag.

This advocacy helps GEA achieve its broader goals of a cleaner environment, improved safety, enhanced energy security and lower energy costs to deliver sustainable economic prosperity in a zero carbon economy.

The Association's stakeholder engagement is supported by progressive policy development based on sound research, analysis and expert commentary, the ongoing development of national and regulatory standards, innovative products and technology, proactive media and community engagement, and the development of the industry's specialist workforce.



# Chair's Report with Amber Fennell



On behalf of the Gas Energy Australia (GEA) Board of Directors, I would like to sincerely thank all Members and Associates for their continued support of the Association over the year.

It's been a year of growth and more change. GEA has amassed an evidence-base to include LPG in Australia's evolving energy mix and has taken that case direct to political and bureaucratic decision-makers in every state and territory, as well as federally. This has been successful in that the Association has won major exemptions for the sector.

With the Victorian Government's ban on gas connections in new residential and business settings from 1 January 2024, GEA secured an exemption for LPG. Families and businesses across the state can go on installing LPG without restriction.

Similarly, the LPG sector is exempt from the Victorian Government's recently announced levy on connecting gas to existing premises – some \$2,400 and \$31,000 for homes and businesses, respectively.

These major wins come on the back of the exemption from gas connection bans in the ACT, as well as important recognition for LPG's transition path towards net zero in the 2023 Tasmanian Gas Strategy and the 2023 Victorian Gas Substitution Roadmap Update.

GEA's targeted and methodical engagement of governments at the political and bureaucratic levels is paying tangible dividends.

The Association continues to be a leading light in public discourse, injecting LPG's positive opportunities as part of the renewable revolution and achieving extensive mainstream media coverage. It is a credit to the Secretariat that this has been managed with overwhelmingly positive coverage and acknowledged by key government and opposition decision-makers.

Last year, I noted that it will be vital to demonstrate a transition pathway to net zero to ensure the long-term viability of the industry. That remains the case and the path the GEA has trodden this last year has positioned LPG as a fuel of choice for residential, commercial, industrial and recreational customers. In fact, the policy door remains wide open for LPG in all of these settings, despite state and federal governments making it clear natural gas has no place in their thinking in homes and commercial operations.

The GEA Secretariat has fostered constructive relationships, provided in-depth briefings and facilitated direct Member engagement with relevant government departments. This work has been pivotal in not only conveying a consistent message, but in helping shape government policy. GEA's ongoing work to see bioLPG and renewable synthetic LPG (rLPG) included in the 2024 update of Greenpower's Renewable Gas Certification Scheme is a major focus for the GEA Renewables Taskforce. This work is now expanding into the national sphere as the Australian Government ventures into this policy space as part of the Future Gas Strategy, announced in the 2023 Federal Budget.

“GEA’s targeted and methodical engagement of governments at the political and bureaucratic levels is paying tangible dividends.”

At the August 2023 Annual General Meeting, Members voted unanimously in favour of an updated GEA Constitution. This work was undertaken by the Secretariat, with legal advice from K&L Gates, to:

1. Refocus GEA on LPG and LPG-related gases;
2. Remove legacy issues from a change in trading name and other transitional arrangements from 2012;
3. Align member and associate voting rights;
4. Updated and clear quorum requirement for future meetings; and
5. Update rights attaching to all membership categories.

Over 2023-24 GEA welcomed new Members in Therma-Safe Insulation and TruGas, along with new Associates AAAGas Logistics and Kangaroo Gas. We also saw Supagas significantly increase its stake in the Association, moving from the Advisory Council Grade 3 level to Advisory Council Grade 1. This is a significant vote of confidence in the direction of the Association. Supagas Managing Director Erol Arican has filled a casual vacancy on the GEA Board since that time.

As we saw over 2022-23 in taking on more members, the growing public presence and policy relevance of GEA in pressing the case for bioLPG and, ultimately, rLPG, is a rallying point for the LPG sector. We are dedicated to continuing this work with ongoing investment in quality industry data, along with the willingness to proactively champion industry issues.

The GEA Secretariat, through its various Technical Committees and Taskforces, continues to ensure

the industry maintains its social license through positive engagement with regulators, government bodies and Standards Australia. The Technical Committees are the foundation of our Association, and the revised Committee structure implemented this year following extensive consultation will ensure our technical communication channels remain strong and our Committees are fit for the challenges ahead. These include the current reviews of our two most important documents: the Australian Standard AS1596: Storage and handling of LP Gas and the Australian Code for the Transport of Dangerous Goods by Road and Rail.

Over recent months the GEA has also been focused on the 2024 National Forum which was held in Melbourne over 30-31 May. Members should be aware that all of the planning, preparation and implementation for this event is undertaken internally by the Secretariat, which is no small feat.

I would like to thank GEA staff for their significant contribution over the last 12 months. As Members we benefit from a small but high-functioning team that continues to deliver value to members through targeted programs and advocacy initiatives.

Looking ahead, the Board of Directors remains committed to continuing to grow the Association and its relevance. It is more important than ever that Members support the work of the Association, especially in promoting the case for bioLPG and rLPG and the continued value of LPG to governments, the community and customers.

**Amber Fennell**

Chair

Gas Energy Australia

# Treasurer's Report with Tanya Rybarczyk



I am pleased to present a summary of Gas Energy Australia's (GEA) audited financial results for the year ended 31 March 2024 on behalf of the Board of Directors. The 2024 Financial Statements have been audited by our appointed auditor, Vincents, who has certified that they are valid and correct without any qualifications.

GEA reported a deficit of \$54,164 in the 2023-24 financial year, compared to a deficit of \$12,273 in the previous financial year. This increase in the deficit can be attributed to several factors, which are detailed below.

## Revenue

Membership income for the 2023-24 financial year amounted to \$816,407, slightly increasing from \$813,348 in the previous financial year. This reflects net membership growth over the year, as well as Supagas increasing its stake in the Association from Advisory Council Grade 3 to Grade 1 during the year. The continuous support from our existing members, and new members joining the Association, despite economic challenges, is greatly appreciated.

Total sales revenue of \$819,715 was lower than the \$976,143 in the previous year due to the 2022 National Conference in the 2022-23 financial year.

Interest earned on bank accounts and term deposit investments significantly improved. In the current financial year, the interest on all accounts amounted to \$49,900, a substantial increase from \$15,961 in the previous financial year. This improvement is attributed to effective cash management practices and favourable interest rates.

## Expenses

Total expenditure for the 2023-24 financial year was \$923,778, reflecting a decrease of 8% compared to \$1,004,377 in the previous financial year. The main driver of this reduction was the \$71,800 associated with the 2022 National Conference expenditure. Additionally, we note the following:

- Governance expenses: Increased to \$30,997 from \$4,554 due to new major undertakings, namely the commissioning of legal advice including as part of reviewing and updating the GEA Constitution along with other advice.
- Remuneration expenses: Decreased to \$613,704 from \$634,240, reflecting a five-month long vacancy in the Secretariat.

## Financial Position

As of 31 March 2024, GEA's total current assets amounted to \$1.4 million compared to \$1.3 million in the previous year, reflecting a slight decrease of \$66,329. However, despite this decrease, the Association maintains sufficient liquid resources to meet its short-term financial obligations with current liabilities totalling \$272,797.

As of 31 March 2024, GEA's total assets were \$1.4 million, while total liabilities amounted to \$279,798. This resulted in net assets remaining at a healthy level of \$1.1 million.

It is important to note that the Association has no external borrowings, and its liabilities primarily consist of amounts payable to employees and suppliers. As a result, GEA's financial risk remains low.

The GEA Board and management remain dedicated to managing member resources and risks effectively to ensure the organisation's long-term sustainability. These results demonstrate our commitment to prudent financial management and our ability to respond to changing market and economic conditions.

We remain focused on expanding our membership base, capitalising on favourable market conditions and implementing effective financial strategies to optimise our future performance.

### **Tanya Rybarczyk**

Treasurer

Gas Energy Australia

# CEO's Report with Brett Heffernan



It's been another big year. It's fair to say the approach taken by Gas Energy Australia (GEA), and supported by the Board, is being noticed in the corridors of power.

Exemptions for LPG from the ban on new gas connections for homes and businesses in Victoria and the ACT are tangible results. The further exemption from new costs on installing gas in existing premises in Victoria is another win. These new costs run to \$2,400 per home and \$31,000 for businesses.

Our advocacy for LPG's transition to net zero bioLPG and, ultimately, actual zero synthetic renewable LPG (rLPG) has been formally recognised over 2023-24 in the Tasmanian Gas

Strategy and the update to Victoria's Gas Substitution Roadmap.

We're also working with other states on this recognition. And, now, increasingly with the Australian Government as it and various departments – namely Industry, Climate Change and Energy, and Infrastructure and Transport – look to seize on the opportunities available.

When 2,026,450 homes and 130,000 businesses – and growing year-on-year – rely on LPG every day, while renewables fail to meet generation and transmission targets, it's little wonder bioLPG and rLPG are increasingly viewed as complementary to government goals and taking pressure off the electricity grid.

Indeed, unlike natural gas, policy-makers see LPG as important in the residential and commercial energy space, and as a replacement for natural gas in some settings.

GEA is exceptionally well placed in its engagement with relevant regulatory bodies, Standards Australia, government and non-government organisations. Members rightly value GEA efforts in this space.

The Association is actively sought by those bodies for advice and input. These relationships and the ability to be involved in key decision-making ahead of decisions being taken is a credit to GEA's Manager - Technical Development Darryl Ramm. Darryl announced his intention to retire in mid-2024 after 12 years with GEA. I want to thank him for his invaluable service in imbedding GEA in the regulatory realm, and for his sage advice over the last two years.

GEA's policy development has been bolstered with the appointment of Billy Moullakis as GEA's Policy and Research Officer. Billy came to GEA in August 2023 from the Australian Government Department of Infrastructure, Transport and Regional Development. He has made an important contribution to the Association through our political engagement, developing industry positions, writing submissions and responses to government, and researching current and evolving issues.



Meanwhile, GEA's Office Manager and Communications Coordinator Tahnee McElligott continues to rise to the occasion. This year she has taken on the preparations and organisation of GEA's 2024 National Forum in Melbourne.

Honing these strengths and leveraging them into potent, persuasive cases that influence opinions and outcomes, is our key purpose. This is formalised in GEA's Strategic Plan and Communications Strategy 2023-26.

This living document has been built upon this year through LPG-specific market research by JWS Research over December 2023 to analyse attitudes to LPG, bioLPG and rLPG, which is being incorporated into our political engagement and public messaging over 2024.

As CEO, the focus has been to harness this exceptionally strong base and turn it into political and public recognition for the sector and influence policy directions. The transition bioLPG, rLPG and renewable DME is taking root with federal and state governments actively reaching out to GEA.

GEA is also preparing to engage with all 537 local councils across Australia. While this is a massive undertaking, it is necessary given the penchant for some councils to make uninformed proclamations about banning all gas. GEA will seek to proactively inform them and, barring an appetite for commonsense, will respond publicly to such pronouncements.

“Indeed, unlike natural gas, policy-makers see LPG as important in the residential and commercial energy space, and as a replacement for natural gas in some settings.”

This year we, again, commissioned ACIL Allen to undertake an up-to-date analysis of the publicly available data on the gas industry's direct and indirect economic contribution. That the sources are government bodies is critical. It means no one can argue with it.

The report showed that the LPG sector grew dramatically over the last 12 months. LPG now underpins over \$5 billion a year in domestic economic activity (up from \$3.6 billion just a year ago), while 20,500 Australian jobs hinge on LPG (up from 16,000 last year).

More broadly, gas' economic contribution over the year grew to over \$121 billion (up from \$70 billion the previous year), with 258,779 Australian jobs reliant on it (up from just over 241,000 jobs a year ago).

This data, broken down by state, is essential in establishing the bona fides of the industry and its contribution. This, along with the Frontier Economics work, sets us up for the years ahead in pressing the case for LPG to continue to be a vital part of the energy mix.

Filling information gaps, while also demonstrating the capacity and commitment to decarbonise, is vital. Armed with these research pieces, we have formed a comprehensive communications push – politically and publicly.

Over the last year, GEA has been especially focused on the political and policy environment to bed down tangible wins and see LPG recognised in policy. Our media presence has, therefore, taken a backseat ride.

Nevertheless, GEA has, again, achieved extensive press, radio and online news media coverage and delivered a 100% return on the publication of influential opinion editorials in mainstream metropolitan newspapers. The Key Activities section of this Annual Report addresses the details.

GEA also undertook a review of its Constitution to realign its strategy behind LPG-specific gases, while also tidying up historic anomalies and inconsistencies. This was unanimously endorsed by Members at the August 2023 Annual General Meeting.

We gratefully welcomed four new Members and Associates over the year – namely Therma-Safe Insulation, TruGas, AAAGas Logistics and Kangaroo Gas, as well as seeing Supagas substantially increase its commitment by moving from the Advisory Council Grade 3 level to Advisory Council Grade 1.

GEA's ability to represent a broad cross-section of the industry is one of its greatest strengths.

Finally, I want to thank the GEA Board and all of our Members and Associates for their unwavering support over the last two years. We have boldly made substantive changes to the way GEA operates, embracing new priorities and a proactive agenda.

Hopefully, Members are beginning to see a real return on that investment. At every step, these approaches and their challenges have been met with enthusiasm, grace and good humour by the GEA Board and staff. For that I am deeply grateful.

**Brett Heffernan**

Chief Executive Officer  
Gas Energy Australia

# Key Activities

Over 2023 and into 2024, Gas Energy Australia (GEA) has built on the foundations laid in 2022-23. New initiatives, new strategic foci and new communications tools have been expanded to deliver the LPG sector tangible results in not only raising its positive profile but, importantly, its unique pathways to decarbonize. We are now cementing that recognition in policy outcomes.

GEA's engagement with federal and state governments, their bureaucracies and a raft of other bodies including the CSIRO, has been the day-to-day groundwork in advocating and disseminating messages vital to LPG being seen as different from other forms of energy.

We have sought to do so in a dynamic, persuasive way by reflecting the expectations and aspirations of governments, the broader community and, importantly, the benefits LPG provides in being part of Australia's evolving energy mix.

In addition to generating a positive view of the sector, this also entails 'wearing down' ingrained and, hitherto unchallenged, negative perceptions of gas. This requires a 'constant drip' campaign with a focus on key messages and data to build and strengthen the positive role LPG and its renewable variants can play as an integral part of the Australian economy, environmental landscape and social fabric.

An emphasis on the sector's strengths, overcoming common misconceptions to demonstrate why LPG is vital, has been crucial.

## Market Research

The findings from JWS Research's qualitative and quantitative market research into the knowledge base and attitudes of inner urban, suburban and regional Australians will inform GEA's 2024 messaging and engagement strategies. The GEA Board will consider the research in detail and the proposed messaging at its May 2024 Board Meeting.

That said, the findings will bolster the insights gained from APPEA's 2021-22 market research, which was shared with GEA, in providing valuable insights and the ability to build a pertinent political and public case for LPG.

We will seek to attach these insights to issues that resonate with the broader community and other stakeholders.

## Substantive Research

In 2023-24 GEA, again, commissioned ACIL Allen to update its economic footprint of the Australian gas industry's direct and indirect economic contribution. This is crucial in raising awareness of the importance of the sector today and into the future.

At over \$121 billion a year in domestic economic activity (or more than 5% of GDP) and over 258,000 Australian full-time jobs dependent on gas, it's hard to ignore.

LPG alone underpins over \$5 billion a year and 20,500 jobs.

## Media Activity

As of mid-March 2022, GEA began to raise the profile of gas. A preparedness to engage mainstream media and assume a heightened media presence across all issues produced visible early results.

Over the last 12 months media activity has taken a backseat to our political engagement in delivering tangible policy results for the LPG sector. Nonetheless, over the last 12 months (April 2023-March 2024) GEA generated 353 major news items, with a reach of over 326 million readers/listeners.

That comes on top of the 638 major media stories last year. The reach for these stories was 554 million readers/listeners. GEA also secured prominent coverage with numerous Opinion Editorials being published in major metropolitan newspapers over the past 24 months.

To be frank, media hits – in-and-of themselves – do not mean a lot. Of more importance is the prominence of the coverage achieved and its ability to drive issues that resonate beyond the daily 'news cycle'.

But, this too, is not enough of a measure to indicate positive media use. If the coverage is incidental, meaning it is not 'on message' in pressing strategic objectives, again, it does not mean a lot.

While there will always be incidental coverage in reporting, over 2022-24 GEA achieved a high 'on message' rating of 98% – combined with high prominence and volume – to ensure GEA-led messages are getting through across media coverage.

Importantly, there has been a noticeable increase, and growing preparedness, among mainstream and specialist media to seek out GEA for comment on current and emerging issues and events.

# Gas switch shock looms

Mark Dunn

## LPG could be seen as a green alternative

moving to 100 per cent renewable, zero emission targets beginning in 2025 with bioLPG plants coming on line and

### Net-zero gas can save costs

**Brett Heffernan**



When the Victorian government recognises that the gas supply in your home could be renewable, you know you're on a good thing. The release on Thursday of the Gas Substitution Roadmap Update has identified that LPG can in fact be net-zero, which can be important to getting the reliable energy and emissions reduction mix right.

If you're one of the 356,000 Victorian households using gas for your indoor cooking, heating and water and heating, you can save tens of thousands of dollars in costs.

The transition timeline to net-zero bioLPG turns out to be virtually identical to renewable electricity, without the hefty



## Should we switch off gas?

**THE GRATTAN INSTITUTE** is over-egging its report. Getting off gas. It deals only with natural gas, excluding renewable LPG, which has a clear, commercially viable and relatively easy transition to zero emissions.

### CASE AGAINST

An impending ban on new natural gas connections in the ACT has seen LPG installations for in-home use go in at the rate of six per week.

households would incur \$11,871 in upfront costs (appliance and installation), save a few hundred dollars over a year on bills, but would reduce emissions by only 9kg a week.

### CASE FOR

Have you thought about what you're going to do next time your heater, cooktop or water heater breaks down? Here's a tip. The choice you make could save you up to \$1200 a year.

Because electricity is getting cleaner all the time, an all-electric house produces fewer emissions over 10 years than a house that uses gas.

## 'Compelling reasons' not to ban LPG

**Mark Dunn**

More than 350,000 Victorian homes using LPG, many in rural, regional and outer urban areas, will not be part of any changes to

commercially viable and relatively easy path to net zero and, ultimately, actual zero," he said.

households on natural gas could "easily and cost-effectively switch to LPG rather than electricity."

"LPG will be an important complement to electrification, off the electricity grid."

Australian Energy Producers chief Samantha McCulloch has called on the Alban government to reverse its anti-gas policies after the national en-

## Electricity is not cheaper and cleaner than gas. Here's why

**BRETT HEFFERNAN**

NOT all gases are the same. The ACT's ban on new natural gas connections does not apply to LPG, which makes perfect sense.

Emissions from cheaper electrical appliances are actually higher than sticking with existing gas appliances - LPG or natural gas.

will replace all conventional LPG. It's a game-changer that negates the exorbitant costs of switching to electricity.

owners to get a return on that investment. In Victoria it's 12 years. It makes for very expensive carbon abatement at eight-to-20 times higher than the going rate for Australian carbon credits.

## Renewable gases huge boost for regional farmers

The advent of renewable gases - net zero bioLPG and actual zero synthetic LPG (rLPG) - puts Victoria's farmers and regional communities in the box seat to cut costs while weathering the push to renewable energy.

From as early as 2025-26, net-zero bioLPG, a by-product of biodiesel and sustainable aviation fuel production, will begin to be available in Australia. It will be followed by actual zero rLPG, made from green hydrogen and removing CO2 from the atmosphere, from the mid-2030s. These will replace all conventional LPG by 2045.

For farms and regional businesses across the state, it's good news. In 2020-21, 340,000 tonnes of tomatoes were produced in Australia. Roughly 30 per cent were grown in

**Greenhouse growers in the box seat with green gas, writes BRETT HEFFERNAN**

four times more fruit than outdoor cultivation. As well as sunlight, water and nutrients, optimal tomato growing demands controlled temperature and CO2.

Greenhouses growing tomatoes are often located away from natural gas networks, so they rely on LPG for heating and CO2. The beauty of LPG is the boiler produces CO2, so there is no need to buy it elsewhere.

Typically, a commercial tomato greenhouse consumes 1000 tonnes of conventional LPG per year, which produces around 3364 tonnes of CO2e per year.

ers are used to regulate temperature and protect the crops from the frost. LPG is an essential fuel for sheep, beef and cattle farming, used for livestock sanitation, irrigation, power generation and transport systems.

The \$1.9bn grain and crop sector also relies on LPG for growing fodder crops, such as cereal, pasture and lucerne hays, silage and other niche crops, including peanuts, ginger, coffee, chicory (grazing feed for dairy herds) and lavender.

Clearly, bioLPG and rLPG represent a major boost to these sectors, enabling them to decarbonise to actual zero, while using the same gas, equipment and production techniques they already use.

# BIG SWITCH IS ON

**Herald Sun** EDITORIAL

## Future will still be build on gas

Despite the state government's rhetoric about Victoria being the renewable capital of Australia, gas and coal remain essential to us. These traditional carbon-

**Another**

## Renewable gas is the answer to power Australia's future

switching to expensive, less reliable and higher emitting electricity. Residential case studies for NSW 830,000 dwellings in all, show the better on costs and emissions are overlooked. In fact, dead wrong.

## Switching to all-electric homes a cost shock that can increase CO2

THERE has been a concerted push by electricity proponents and certain green areas of society to become 'all electric homes' because it is better for the environment.

## Renewable gas can power Australia's future

So Australia's LPG sector achieving not only net zero, but actual zero, emissions and replacing all conventional LPG use with a renewable alternative by 2045 should come as welcomed relief to governments, businesses and families.

## Regional Qld at the forefront of renewable gas revolution

The advent of renewable gases - net zero bioLPG and actual zero synthetic LPG (rLPG) - puts Queensland's farmers and regional communities in the box seat to cut costs while weathering the push to renewable energy.



## Renewable LPG just a matter of time for fish shop

Like many thousands of Territorians, fish-and-chip shop owner Eddie Willoughby-Smith relies on liquid petroleum gas to fuel his kitchen.

## Wilderness confusion

The kneejerk claim by Wilderness Society Tasmania that renewable LPG is "basically methane generated from agricultural waste"

## Some of GEA's media coverage over the year.

## Political Interface

Over 2023-24 GEA has continued to establish, build on and maintain solid relationships with representatives from the major political parties at federal and state levels.

Our initial contacts through 2022 were important to announce the arrival of a higher profile GEA. But with the completion of the ACIL Allen and Frontier Economics work we have been briefing political offices and government departments with a clear, robust and demonstrable position on LPG's ability to be part of the renewable energy mix.

This year we expanded from the executive level of government and opposition, to engage backbench and crossbench MPs and Senators. This has resulted in securing briefings across the political divide, with all those engaged taking a positive view of LPG.

In 2024, we will also be expanding again to include all 537 local councils across Australia, with a view to informing them on LPG's unique paths to decarbonise, the real costs of electrification and the emissions profile of each.

## Policy Wins

Over the last two years, GEA has delivered major concessions for the LPG sector. Namely:

- In 2022 won recognition in the ACT for the role of bioLPG and rLPG in greenfield sites. The ACT's announced ban on new gas connections exempts LPG.
- In 2023 won recognition in Victoria for the role of renewable LPG in new residential and commercial buildings. Victoria's ban on new gas connections from 1 January 2024 exempted LPG. LPG's ability to decarbonise was later recognised in Victoria's Gas Substitution Roadmap Update in December.
- In 2023 achieved recognition for the role of LPG and its renewable alternatives under Tasmania's Future Gas Strategy, noting its unique path to decarbonise.
- In 2024 won an exemption from new fees for homeowners (\$2,400) and businesses (\$31,000) in Victoria on connecting gas to existing premises. LPG is exempt from the new charges.
- Through consultation and direct engagement, obtained recognition from Federal, Tasmanian, Victorian, NSW, WA and Queensland Governments of the unique role LPG plays now and the benefits of bioLPG and rLPG for households, commercial operators, industrial use (including agriculture) and manufacturing.

# Constituency Building

Over the past 12 months GEA has welcomed two new Members, two new Associates and seen one long-standing Advisory Council Grade 3 Member increase its stake in the Association to Grade 1.


GEA's fortnightly Members Advisory e-mail provides Members with up-to-date information on GEA activities, the issues being canvassed and the reaction from stakeholders across the country.

The advent of the GEA Renewables Taskforce, including representatives from Origin Energy, Elgas, Kleenheat and Hilditch Oilchem, has added significant grunt to the Association's direct engagement with government departments, as well as our ability to draw on corporate knowledge in the formation of positions and submissions to governments.

Over the course of 2023-24, the GEA Board charged the Secretariat with undertaking a review of the GEA Constitution. In doing so, GEA engaged the services legal firm K&L Gates to advise on issues and considerations in this process.

A draft revised Constitution was approved by the Board in February 2023 and, subsequently, disseminated to all Members and Associates for consideration. In accordance with the GEA Constitution, a Special Resolution was included in the agenda for the 2023 GEA Annual General Meeting (AGM). GEA Members voted unanimously to accept the updated Constitution at the AGM in August 2023.

The Secretariat then lodged the new GEA Constitution with the Australian Securities and Investments Commission within the required timeframe.



## GEA Website

In June 2022 GEA launched a new website, which continues to grow as a public-facing communications tool.

Designed to be instinctive to navigate, easy to read, searchable by web browsers and consistently compiled, it is now a worthwhile resource for Members, stakeholders and the public.

It is in keeping with the GEA Strategic Plan and Communications Strategy 2023-26, moving away from simply an internal focus, to be more outwardly looking.

This paid immediate dividends, with the new site recording 152,955 visits between June 2022 and March 2023 (inclusive). Averaging more than 15,000 visits per month, this is a marked improvement on the previous site's 2,000 visits per month.

It has continued its growth over the last 12 months (April 2023-March 2024 inclusive), to see 185,564 visits, and is now recording more than 20,000 visits per month.



## Member Resources

New materials designed to empower GEA Members in their communications activities were developed and shared, summarising the ACIL Allen and Frontier Economics' research. These research findings are available from the GEA website.

The new market research specific to LPG, commissioned by GEA from JWS Research, will be shared on a confidential basis with all Members once the GEA Board has approved the next steps for its use.

## World Liquid Gas Association

Over 2023-24 GEA participated in a number of World Liquid Gas Association (WLGA) renewable LPG (rLPG) working group meetings. This working group has the objective of demonstrating the credibility of meeting at least 50% of 2050 non-chemical LPG demand with rLPG.

At the beginning of 2023, the GEA Board made the decision to formally join WLPGA, effective from GEA's new financial year in April. Since that time GEA's research and proactive lobbying and public positioning has been well received by the many national LPG associations around the world and industry representatives that make up WLGA. We look forward to continuing this collaboration over the years to come.



## Australian Gas Industry Trust

During 2023-24, GEA continued to engage with the Australian Gas Industry Trust and gas industry associations AEP, ENA, APGA and GAMAA via the communications working group tasked with collaborating on issues critical to the gas industry and the Gas Future Policy group tasked with engaging and advocating on policy issues vital to the gas industry.

GEA thanks AGIT for its shared funding of the Frontier Economics modelling so crucial to the industry's positioning.

## Annual General Meeting

In August 2023, GEA successfully convened its 65th Annual General Meeting (AGM) as a face-to-face event in Melbourne.

The AGM heard updates from the Chair, Treasurer and CEO, before re-appointing all existing Board members, namely Amber Fennell (Origin Energy), Gareth O'Brien (Elgas), Tanya Rybarczyk (Kleenheat) and Ken Woods (Manchester Tank), with the Board re-appointing Rohan Dangerfield (Ampol).

The Board then elected Office Bearers, returning Amber Fennell as Chair, Gareth O'Brien as Deputy Chair and Tanya Rybarczyk as Treasurer.

Members also voted unanimously to approve an updated GEA Constitution. The revised Constitution, informed by legal advice from K&L Gates, makes the following changes:

- Refocusses GEA on LPG and LPG-related gases;
- Removes legacy issues from a change in trading name and other transitional arrangements from 2012;
- Aligns Member and Associate voting rights;
- Updates and clear quorum requirement for future meetings; and
- Updates rights attaching to all membership categories.

In February 2024 the GEA Board appointed Erol Arican, Managing Director of Supagas, as a Director, taking up the casual vacancy in the Advisory Council Grade 1 category until the 2024 AGM.

# Technical Report with Darryl Ramm



## Building a Carbon Neutral Future

Gas Energy Australia's (GEA's) Technical Committees continued to kick goals throughout the year.

Key activities have been reviewing and ensuring the committee structures are fit for purpose and putting forward a strong united position to the reviews currently underway for arguably the two most important documents: Australian Standard AS1596: Storage and handling of LP Gas and the Australian Code for the Transport of Dangerous Goods by Road and Rail.

Meanwhile, GEA continues to support Standards Australia committee activities, enabling shared learning through health and safety discussions and progressing the technical foundations for a pathway to net zero by 2050.

One of the novel committee activities this year was a wargame with GEA Transportation Committee members, where scenarios involving electrical hazards and the transport of LPG were robustly explored. Just one way GEA is keeping a forward-looking focus across our committees.

## Maintaining Legacy

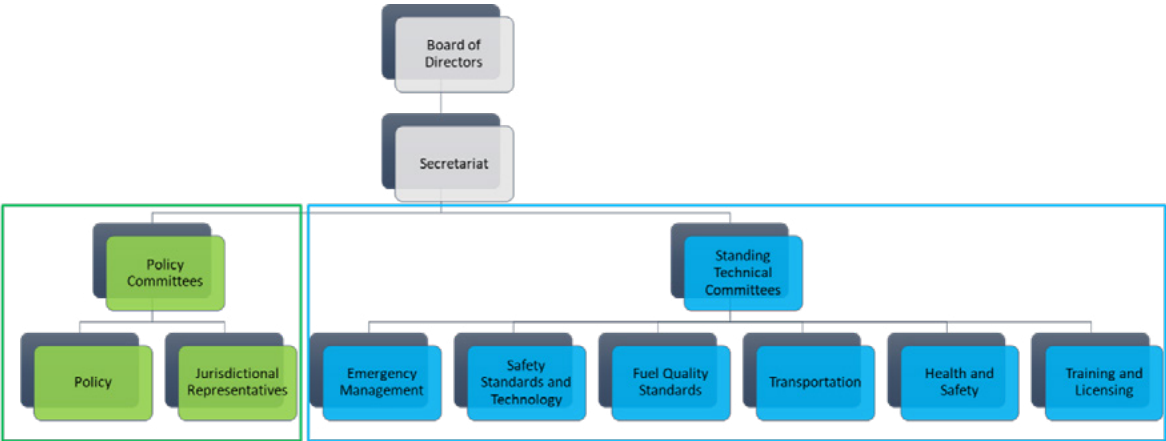
In 1956 a meeting was held to discuss the case for the formation of an LPG association “to work for the common good of the industry and the Australian public at large, without in any way interfering with normal commercial competition”. The meeting resolved that a committee develop the Association, with reference to:

- The study of the safe handling, storage, transportation and distribution of LPG
- The study of the installation and operation of LPG systems
- Approaching with one voice such bodies as statutory authorities
- Promulgating good feeling in the industry

This committee oversaw the first meeting of the Australian Liquefied Petroleum Gas Association in 1958 and started a tradition of for safety, standards and community that lives on today. A legacy that Gas Energy Australia continues to embrace, foster and promote.

To ensure the Association is positioned to continue delivering, the Secretariat undertook a review of

the existing Technical Committee structure and, after extensive consultation where the feedback was overwhelmingly positive, a new committee structure was endorsed by the GEA Board of Directors in February 2024.



New GEA Committee Structure

The new structure retained all existing committee activities and builds on learning from the COVID 19 Taskforce experiences to deliver a flexible arrangement that can convene taskforces and working groups to address issues quickly before they escalate.

Oversight of Australian Standards technical committee engagement has been passed to the Safety Standards and Technology Committee, which also assumes the technical responsibilities for Autogas that was previously the bailiwick of the Autogas Industry Group.

With the benefit of the GEA COVID19 Taskforce experience, the Incident Management Committee’s scope has been expanded and becomes the Emergency Management Committee, and the Training and Licensing Committee becomes a standing technical committee for consistency. These changes put in place technical communication channels across the full spectrum of our industry’s operations. This positions GEA well to continue to build on our legacy of safety.

## Monitoring LCC27 Transition

April 2021 heralded regulatory approval for the first LCC27 valves to be installed on a new leisure cylinder, or to be used to refurbish a cylinder, coming up for its 10-year test in Australia. Fast forward three years into the 11-year transition from the POL to LCC27 connection and GEA and our Members continue to monitor the phase in of the valve.

A Working Group from GEA's Safety Standards and Technical Committee (SSTC) meets monthly to investigate and review any issues. While there have been some teething issues with filling guns and their seals, which the Working Group has addressed, the biggest item is the use of illegal adaptors. Australian Standard AS 1596 Amd 2 2020 specifically states that adaptors to convert a Type 21 (POL) to a type 27 (LCC27) connection shall not be used.

In August 2023 GEA met with the Chair of the Gas Technical Regulators Committee (GTRC) after Members noted advertising for online adaptors. To help reinforce this message, GEA requested Standards Australia Committee ME-015, which is undertaking the review of AS 1596, to specifically edit the cylinder filling procedure (appendix J) to include wording in the pre-inspection section so that a cylinder with an adaptor should not be filled.

GEA Members noted the first adaptors recovered from exchange cages in Canberra in November 2023. The Working Group met and noted that while the numbers are small in comparison to the number of cylinders exchanged, they would quarantine illegal adaptors and report quantities found back to GEA. Subsequently, illegal adaptors have been found in almost all states and territories.

South Australia has issued a warning on their use and Western Australia has issued prohibition on adaptors in the wake of an incident in that state.

GEA continues to collect data and work with the GTRC to ensure that the transition to the safer LCC27 valve is as smooth as possible.



### First Illegal Adaptor Found



Collage - Online adaptor advertisement, GEA Members Advisory and WA and SA alerts

## AS1596 Review

Arguably the most important document to our LPG industry, Australian Standard AS1596: Storage and handling of LP Gas has progressed to the final editing stage in Standards Australia Technical Committee ME-015 process.

The SSTC has been engaged to ensure AS 1596 remains a safe, practical and easy to understand document for our industry. The SSTC began by providing our Members on ME-015 with a comprehensive list of over 100 items ranging from simple grammar through to the recognition of renewable gas and control of static discharge as an ignition source.

The revised standard guided by our Members on ME-015 is proposing to include new appendices, which will provide guidance and information on typical vapourisation rates, operating characteristics of LP Gas, static electrical discharges and alternate gases and mixtures.

A significant decant incident at a service station in Sydney occurred while ME-015 was reviewing AS 1596. The incident was raised by the regulatory authorities and the SSTC worked quickly to provide pragmatic amendments to the standard to reduce risk focusing on decant site cylinder group sizes and volumes, as well as reinforcing operational controls during filling operations.

The draft standard is being prepared by Standards Australia for public comment and the SSTC will continue to support our representatives on ME-015: David Collins (Chair), James Batchen, Nathan Dixon, Barry Duckworth, Paul Gordon, Lewis Nottidge, Simon Marshall, Michael Treloar and Corin Urquhart as they navigate through the public comment phase and the standard is then prepared for balloting before publication.



SSTC Members David Collins, Michael Grech, Peter Craven, Nathan Dixon, Steve Reynolds and James Batchen discussing AS1596 - Aug 2023

# Delivering Goods

In November 2020 the Federal, State and Territory Transport and Infrastructure Ministers directed the National Transport Commission (NTC) to conduct a comprehensive review of the Australian Dangerous Goods (ADG) Code.

This undertakes an in-depth review of chapters in the Code specific to Australia, incorporation of the relevant concepts and requirements from the United Nations Agreement concerning the International Carriage of Dangerous Goods by Road (UN-ADR) and the Regulations concerning the International Carriage of Dangerous Goods by Rail, include:

- more detailed training requirements,
- a high-level summary of duties, grouped by activity (such as consignor, loader, prime contractor or driver),



Collage - NTC Consultation paper 3 and GEA submissions to papers 3, 4, 5, 6, 7, 8 & 9

- develop a central register of legislative variations across states and territories that the public can access,
- include natural justice and administrative law principles in the model legislation and improve processes for licenses associated with the transport of dangerous goods.

To achieve this the NTC has issued a series of consultation papers each addressing various sections of the Code, which are being reviewed and consolidated by the NTC Dangerous Goods Competent Authorities Panel (CAP). This feedback will form the development of a final revised version of the ADG Code.

Recognising the importance of this document to the industry, the GEA Transportation Committee and SSTC have been heavily engaged in developing and supporting industry responses on seven consultation papers over the course of the year. The topics are critical to our operations and range from approval of tanks, bulk containers and vehicles, safety equipment, fire extinguishers, consignment procedures for dangerous goods transport, vehicles for dangerous goods transport, tanks and bulk containers for dangerous goods transport through to packing and tank provisions (ADG Code Part 4).

The NTC CAP, which is undertaking the review, has set up a number of working groups and GEA has nominated representatives providing technical support on the Tanks, vehicles and emergencies Working Group.

It is through this combined approach of direct advocacy, written submissions and technical support to the CAP that GEA is working to ensure the best outcomes for our industry during this review process.

## Engaging Regulators & Technical Policy Makers

The Secretariat continues to work with regulators and technical policy makers across all aspects of our industry with regular interaction to peak groups, such as the NTC and the GTRC, as well as maintaining engagement with state and territory regulators both in the technical and workplace health and safety arenas.

On the state and territory front, GEA is facilitating forums in Queensland, New South Wales and soon in Victoria, where the regulatory community can come together with GEA Members to talk about jurisdictional issues. In Queensland this means Resources Safety and Health Queensland and Workplace Health and Safety Queensland is in attendance, while in NSW, Safework NSW, the Office of Fair Trade and the Environment Protection Agency are part of the forum.

Our advocacy also stretches internationally as GEA regularly receives requests from the NTC who advise the Australian Government representative on the issues before the United Nations Sub-Committee of Experts on the Transport of Dangerous Goods. This is an important channel of communications to maintain, as the UN Sub-Committee reviews and endorses all proposals and changes to the UN-ADR – a document to which our own ADG Code is closely aligned. Most recently GEA supported papers submitted to the UN Sub-Committee by the World Liquid Gas Association for present and future products in the LPG industry, including recognising LPG/DME blends so they can be carried under UN 1075 and the creation of a new UN transport number for larger proportion DME/LPG blends.

Cooperation and collaboration with our regulatory and technical policy makers will continue to be a focus for GEA.



## Standing Technical Committees

GEA's ongoing commitment to improving safety through Australian standards has seen representatives from its Standing Technical Committees take a leading role in the review and publication of the following standards.

- ME-057: Road Tank vehicles
  - AS 2809.2:2023 Road tank vehicles for dangerous goods Road tank vehicles for flammable liquids
  - AS 2809.1:2023 Road tank vehicles for dangerous goods General requirements for all road tank vehicles
- AG-001: Gas Appliances
  - AS/NZS 5263.1.10:2019 Amd 1:2024 Gas appliances Gas direct fired air heaters
  - AS/NZS 5263.1.7:2020 Amd 1:2024 Gas appliances Domestic outdoor gas cooking appliances
  - AS/NZS 5263.1.4:2017 Amd 1:2024 Gas Appliances Radiant gas heaters
  - AS/NZS 5263.1.11:2020 Amd 1:2024 Gas appliances Small gas engine driven appliances
  - AS 4627:2017 Amd 3:2024 Quick-connect devices for gas
  - AS 4617:2018 Amd 2:2024 Manually operated gas valves
  - AS/NZS 5263.0:2023 Gas appliances General requirements
- AG-011: Industrial and Commercial Gas-Fired Appliances
  - AS 1375:2023 Industrial fuel-fired appliances
- AG-013: Components used for Gas Appliances and Equipment
  - AS 1869.0:2023 Hose and hose assemblies for liquefied petroleum gases (LP Gas), natural gas and town gas General requirements
  - AS 1869.1:2023 Hose and hose assemblies for liquefied petroleum gases (LP Gas), natural gas and town gas Non-metallic liners
  - AS 1869.2:2023 Hose and hose assemblies for liquefied petroleum gases (LP Gas), natural gas and town gas Metallic liners
- ME-093: Hydrogen Technologies
  - SA HB 225:2023 Guideline for blending hydrogen into pipelines and gas distribution networks
  - DR SA TS 5390:2023 Gas appliances - Hydrogen-fired gas appliances
  - AS 13984:2024 Liquid hydrogen - Land vehicle fuelling system interface (ISO 13984:1999, MOD)

GEA appreciates and thanks all its representatives. Thanks to Mr Gary Dawson from Bromic who represents GEA on AG-001: Gas Appliances and AG-013: Components used for Gas Appliances and Equipment. These committees reviewed or published amendments to 10 Australian Standards. A huge effort and one that we are especially grateful to Gary and his employer Bromic.

GEA also welcomes new committee members Mr Venkata Gorripati and Mr Steve Waterhouse who take up vacant positions on AG-006 and AG-011 Standards Australia Technical Committees respectively.

Aside from the projects highlighted above the GEA technical committees continue to deliver within their scope

**HEALTH AND SAFETY COMMITTEE** – collected and collated industry data for the quarterly Health and Safety Reports and held regular drop-in sessions. This committee continues to support engagement with work health and safety regulators and has programmed an incident learnings and sharing webinar for April 2024.

**SAFETY STANDARDS AND TECHNICAL COMMITTEE** – provides technical review, support and resources for working groups, SSTC subcommittees and Australian Standards Technical Committees.

The SSTC also supported the Queensland members and their collaboration and engagement with Resources Safety Health Queensland after safety alert No.111 LP Gas regulator over pressure protection was issued. The SSTC convened a working group of LP Gas Regulator suppliers GAMECO, CEM International and Bromic who viewed over 200 regulator installations photographs collected by the Queensland members at random and were able to provide valuable technical feedback and information to the Queensland members and RSHQ.

**TRANSPORTATION COMMITTEE** – continued its engagement with regulators responding to the National Transport Commission Heavy Vehicle National Law Review as well as ongoing input into the review of the Australian Code for the Transport of Dangerous Goods by Road & Rail.



The committee also held a very successful

wargames where scenarios such as a powerline falls across a cylinder truck making a delivery, an electric vehicle T-boning a rigid tanker in the middle of a suburb or a B-double tanker gets stuck in a railway underpass for an electric train?

These were three scenarios that were explored by the GEA Transportation Committee at a committee meeting in Brisbane. Michael Grech from Elgas (Cylinder truck), Paul Gordon (Rigid tanker) from Supagas and David McCormick (B-double) from Rivet Energy provided a company emergency contact perspective as each of the three scenarios unfolded. The scenarios were very interactive with frequent pauses to explore responses and compare “what would we do in this scenario”.

**FUEL QUALITY STANDARDS COMMITTEE** – held discussions on blending of other gases such as DME with propane and will play a pivotal role with the upcoming project proposal to review AS4670

**EMERGENCY MANAGEMENT COMMITTEE** – Previously the incident management Committee reviewed and supported incident alerts developed by the Secretariat in response to media coverage

affecting the gaseous fuels industry. This committee is developing a protocol so that lessons learned with the activation of the COVID19 task force can be used with other emergency situations.

**TRAINING AND LICENCING** – provided input as part of a submission to Austroads aligning fitness to drive in the Heavy Vehicle Driver Competency Framework to the Dangerous Goods licencing arrangements.

## “Cat Herder” Signs Off

This will be my last entry into a GEA Annual Report as I retire in July. Not long after I started, I was asked to briefly describe what I did at the Australian Liquefied Petroleum Gas Association (ALPGA, now GEA). The best description I could come up with was that my job was to “herd cats” and that phrase has stuck with me ever since. I was an outsider with an electrical background but was warmly embraced by the industry and made to feel welcome, respected and part of the team.

Walter Ashton the inaugural Chair of the ALPGA said the committees should be comprised of the best available people in the industry, irrespective of their affiliations. I count myself lucky to have had the privilege to have worked with the best people in the industry. The professionalism and dedication to safety, combined with a collegiate approach, will stand the industry in good stead as it journeys to carbon neutrality.

Thank you for embracing me as part of your family.

### **Darryl Ramm**

Manager - Technical Development  
Gas Energy Australia



# Australian Liquefied Petroleum Gas Association Ltd

ABN 11 002 703 951

## Directors' Report For the Year Ended 31 March 2024

The Directors present their report on Australian Liquefied Petroleum Gas Association Ltd for the financial year ended 31 March 2024.

### 1. General Information

#### Directors

The names of the directors in office at any time during, or since the end of, the year are:

<b>Names</b>	<b>Position</b>
Amber Fennell	Chair
Gareth O'Brien	Deputy Chair
Tanya Rybarczyk	Treasurer
Ken Woods	Director
Rohan Dangerfield	Director
Erol Arican	Director (Effective 22 February 2024)

#### Information on directors

The names of each person who has been a director during the year and to the date of this report are:

Amber Fennell	Chair (Effective 28 May 2022), BCom, DipModLang, CPA, GAICD
Qualifications	Board member since 2022
Experience	General Manager LPG at Origin Energy
Gareth O'Brien	Director (Effective 1 July 2022), Deputy Chair (Effective 4 August 2022)
Qualifications	BFinA, MAppFin, CPA, GAICD
Experience	Board member since 2022 Director of Elgas
Tanya Rybarczyk	Treasurer (Effective 4 August 2022)
Qualifications	BCom(Acctg.Fin), Chartered Accountant, GraDip(AppFinInv), GAICD
Experience	Board member since 2021 General Manager at Kleenheat Gas
Ken Woods	Director
Qualifications	Dip Engineering (Manufacturing), Dip OH&S
Experience	Board member since 2014 Senior General Manager at Manchester Tank & Equipment Pty Ltd

## **Directors' Report**

### **For the Year Ended 31 March 2024**

#### **1. General information (continued)**

##### **Information on directors (continued)**

Rohan Dangerfield	Director
Qualifications	B.E (Chem)(Hons), MBA (Exec), M.App.Fin
Experience	Board Member since 2019 General Manager Projects - Fuels & Infrastructure Ampol
Erol Arican	Director (Appointed 22 February 2024)
Qualifications	BA Mechanical Engineering
Experience	Board Member since 2024 Managing Director at Supagas

#### **Principal activities**

Gas Energy Australia (GEA) is the national peak body representing the downstream gas fuels industry, encompassing Liquefied Petroleum Gas (LPG) and associated gases - including a raft of renewable gases such as bioLPG, synthetic renewable LPG and renewable DME. The industry comprises major companies, medium and small businesses across the gas fuels supply chain including refiners, fuel marketers, equipment manufacturers, gas transporters, consultants and service providers.

Representing Australia's leading gas providers, GEA is committed to the responsible promotion of downstream gas, its use in 7 million Aussie homes and 130,000 businesses, as well as its reliance in supporting domestic manufacturing industries.

Established in 1958 (originally as Australian Liquefied Petroleum Gas Association), GEA has earned a reputation as a leader in the identification, development and achievement of positive policy and technical outcomes to champion issues affecting gas producers and suppliers, as well as their commercial and household customers.

GEA's overarching goal is to convey a united industry voice to key stakeholders (governments, state authorities and the community) on the value and benefits of LPG. This advocacy helps GEA achieve its broader goals of a cleaner environment, improved safety, enhanced energy security and lower energy costs to deliver sustainable economic prosperity in a lower carbon economy.

The Association's stakeholder engagement is supported by progressive policy development based on sound research, analysis and expert commentary, the ongoing development of national and regulatory standards, innovative products and technology, proactive media and community engagement, and the development of the industry's specialist workforce.

## Directors' Report For the Year Ended 31 March 2024

### 2. Other items

#### Significant changes in state of affairs

There have been no significant changes in the state of affairs of the Company during the year.

#### Events after the reporting date

No matters or circumstances have arisen since the end of the financial year which significantly affected or may significantly affect the operations of the Company, the results of those operations or the state of affairs of the Company in future financial years.

#### Environmental issues

The Company's operations are not regulated by any significant environmental regulations under a law of the Commonwealth or of a state or territory of Australia.

#### Meetings of directors

During the financial year, four meetings of directors (including committees of directors) were held. Attendances by each director during the year were as follows:

Directors' Meetings	
Number eligible to attend	Number attended
Amber Fennell - Chair	4
Gareth O'Brien - Deputy Chair	4
Tanya Rybarczyk	4
Ken Woods	4
Rohan Dangerfield	4
Erol Arican	1

Signed in accordance with a resolution of the Board of Directors:

Director:  .....

Director:  .....

Dated this 25th day of July 2024

**Australian Liquefied Petroleum Gas Association Ltd**  
**ABN: 11 002 703 951**

**Auditor's Independence Declaration under Section 307C of the Corporations Act 2001 to the Directors of Australian Liquefied Petroleum Gas Association Ltd**

I declare that, to the best of my knowledge and belief, during the year ended 31 March 2024, there have been:

- i. no contraventions of the auditor independence requirements as set out in the *Corporations Act 2001* in relation to the audit; and
- ii. no contraventions of any applicable code of professional conduct in relation to the audit.



**Vincents Audit Pty Ltd**  
**Chartered Accountants**

**Phillip William Miller CA**  
**Director**

Dated in Canberra on: 26 July 2024

## Statement of Profit or Loss and Other Comprehensive Income

For the Year Ended 31 March 2024

	Note	2024 \$	2023 \$
Sales revenue	4	819,715	976,143
Gross profit		819,715	976,143
Other interest received	4	49,900	15,961
Advocacy expenses		(6,712)	(6,417)
Communication expenses		(11,099)	(10,043)
Finance expenses		(1,121)	(2,138)
General administration expenses		(113,792)	(118,590)
Governance expenses		(30,997)	(4,554)
Industry development expenses		(105,295)	(120,533)
IT expenses		(11,740)	(14,052)
Membership services expenses		-	(71,800)
Occupancy costs		(9,543)	(9,584)
Policy standards development expenses		(13,022)	(12,426)
Remuneration expenses	5	(613,704)	(634,240)
other expenses		(6,753)	-
<b>Profit/ Loss before income tax</b>		<b>(54,164)</b>	<b>(12,273)</b>
Income tax expense	2(a)	-	-
<b>Profit/ Loss for the year</b>		<b>(54,164)</b>	<b>(12,273)</b>
<b>Total comprehensive income for the year</b>		<b>(54,164)</b>	<b>(12,273)</b>



## Statement of Financial Position

For the Year Ended 31 March 2024

	Note	2024 \$	2023 \$
<b>ASSETS</b>			
<b>CURRENT ASSETS</b>			
Cash and cash equivalents	6	274,272	272,027
Trade and other receivables	7	53,037	36,593
Other financial assets	8	1,000,000	1,000,000
Other assets	9	64,216	16,574
<b>TOTAL CURRENT ASSETS</b>		<b>1,391,525</b>	<b>1,325,195</b>
<b>NON-CURRENT ASSETS</b>			
Property, plant and equipment	11	3,483	6,837
Right-of-use assets	10	17,048	46,272
<b>TOTAL NON-CURRENT ASSETS</b>		<b>20,530</b>	<b>53,108</b>
<b>TOTAL ASSETS</b>		<b>1,412,055</b>	<b>1,378,303</b>
<b>LIABILITIES</b>			
<b>CURRENT LIABILITIES</b>			
Trade and other payables	12	54,466	66,992
Lease liabilities	10	18,226	29,949
Employee benefits	13	92,953	69,303
Other Financial Liabilities	14	107,152	1,986
<b>TOTAL CURRENT LIABILITIES</b>		<b>272,797</b>	<b>168,230</b>
<b>NON-CURRENT LIABILITIES</b>			
Lease liabilities	10	-	18,226
Employee benefits	13	7,001	5,424
<b>TOTAL NON-CURRENT LIABILITIES</b>		<b>7,001</b>	<b>23,650</b>
<b>TOTAL LIABILITIES</b>		<b>279,798</b>	<b>191,880</b>
<b>NET ASSETS</b>		<b>1,132,257</b>	<b>1,186,423</b>
<b>EQUITY</b>			
Retained earnings		1,132,257	1,186,423
<b>TOTAL EQUITY</b>		<b>1,132,257</b>	<b>1,186,423</b>

## Statement of Changes in Equity

For the Year Ended 31 March 2024

<b>2024</b>	<b>Retained</b>	
	<b>Earnings</b>	<b>Total</b>
	<b>\$</b>	<b>\$</b>
Balance at 1 April 2023	<u>1,186,423</u>	<u>1,186,423</u>
Loss attributable to members of the entity	<u>(54,166)</u>	<u>(54,166)</u>
Balance at 31 March 2024	<u>1,132,257</u>	<u>1,132,257</u>

<b>2023</b>	<b>Retained</b>	
	<b>Earnings</b>	<b>Total</b>
	<b>\$</b>	<b>\$</b>
Balance at 1 April 2022	<u>1,198,696</u>	<u>1,198,696</u>
Loss attributable to members of the entity	<u>(12,273)</u>	<u>(12,273)</u>
Balance at 31 March 2023	<u>1,186,423</u>	<u>1,186,423</u>

## Statement of Cash Flows

For the Year Ended 31 March 2024

	Note	2024 \$	2023 \$
<b>CASH FLOWS FROM OPERATING ACTIVITIES:</b>			
Receipts from customers		913,668	980,440
Payments to suppliers and employees		(931,374)	(1,103,250)
Interest received		-	4,053
Net cash provided by operating activities	13	(17,706)	(118,757)
<b>CASH FLOWS FROM INVESTING ACTIVITIES:</b>			
Interest received		49,900	11,909
Purchase of financial assets		-	(152,357)
Net cash (used in) investing activities		49,900	(140,448)
<b>CASH FLOWS FROM FINANCING ACTIVITIES:</b>			
Payments/proceeds from borrowings		-	1,152
Payment of lease liabilities		(29,949)	(29,263)
Net cash provided by/ (used in) financing activities		(29,949)	(28,111)
Net increase in cash and cash equivalents held		2,245	(287,316)
Cash and cash equivalents at beginning of year		272,027	559,343
Cash and cash equivalents at end of financial year		274,272	272,027

## Notes to the Financial Statements

For the Year Ended 31 March 2024

The financial report covers Australian Liquefied Petroleum Gas Association Ltd as an individual entity. The Australian Liquefied Petroleum Gas Association Ltd is a Company, incorporated and domiciled in Australia.

The functional and presentation currency of Australian Liquefied Petroleum Gas Association Ltd is Australian dollars.

Comparatives are consistent with prior years, unless otherwise stated.

### 1. Basis of Preparation

The Company does not have 'public accountability' as defined in AASB 1053 Application of Tiers of Australian Accounting Standards and is therefore eligible to apply the 'Tier 2' reporting framework under Australian Accounting Standards.

The financial statements comply with the recognition and measurement requirements of Australian Accounting Standards as modified by *AASB 1060 General Purpose Financial Statements - Simplified Disclosures* for For Profit and Not for Profit Tier 2 Entities (AASB 1060). Accordingly, the financial statements are general purpose financial statements that have been prepared in accordance with the Australian Accounting Standards Simplified Disclosures and the *Corporations Act 2001*.

The financial statements have been prepared on an accruals basis and are based on historical costs modified.

Significant accounting policies adopted in the preparation of these financial statements are presented below and are consistent with prior reporting periods unless otherwise stated.

### 2. Summary of Significant Accounting Policies

#### (a) Income Tax

The Company is exempt from income tax under Division 50 of the *Income Tax Assessment Act 1997*.

#### (b) Leases

At inception of a contract, the Company assesses whether a lease exists - i.e. does the contract convey the right to control the use of an identified asset for a period of time in exchange for consideration.

## Notes to the Financial Statements

For the Year Ended 31 March 2024

This involves an assessment of whether:

- The contract involves the use of an identified asset. This may be explicitly or implicitly identified within the agreement. If the supplier has a substitution right, then there is no identified asset.
- The Company has the right to obtain substantially all the economic benefits from the use of the asset throughout the period of use.
- The Company has the right to direct the use of the asset i.e. decision making rights in relation to changing how and for what purpose the asset is used.

### Right-of-use asset

At the lease commencement, the Company recognises a right-of-use asset and associated lease liability for the lease term. The lease term includes extension periods where the Company believes it is reasonably certain that the option will be exercised.

The right-of-use asset is measured using the cost model where cost on initial recognition comprises of the lease liability, initial direct costs, prepaid lease payments, estimated cost of removal and restoration less any lease incentives received.

The right-of-use asset is depreciated over the lease term on a straight line basis and assessed for impairment in accordance with the impairment of assets accounting policy.

### Lease liability

The lease liability is initially measured at the present value of the remaining lease payments at the commencement of the lease. The discount rate is the rate implicit in the lease, however where this cannot be readily determined then the Company's incremental borrowing rate is used.

Subsequent to initial recognition, the lease liability is measured at amortised cost using the effective interest rate method. The lease liability is remeasured whether there is a lease modification, change in estimate of the lease term or index upon which the lease payments are based (e.g. CPI) or a change in the Company's assessment of lease term.

Where the lease liability is remeasured, the right-of-use asset is adjusted to reflect the remeasurement or is recorded in profit or loss if the carrying amount of the right-of-use asset has been reduced to zero.

## Notes to the Financial Statements

For the Year Ended 31 March 2024

### (c) Revenue and other income

#### Revenue from contracts with customers

The core principle of AASB 15 is that revenue is recognised on a basis that reflects the transfer of promised goods or services to customers at an amount that reflects the consideration the Company expects to receive in exchange for those goods or services.

Generally the timing of the payment for sale of goods and rendering of services corresponds closely to the timing of satisfaction of the performance obligations, however where there is a difference, it will result in the recognition of a receivable, contract asset or contract liability.

None of the revenue streams of the Company have any significant financing terms as there is less than 12 months between receipt of funds and satisfaction of performance obligations.

#### Specific revenue streams

The revenue recognition policies for the principal revenue streams of the Association are:

#### Interest revenue

Interest revenue is recognised using the effective interest method, which for floating rate financial assets is the rate inherent in the instrument.

#### Subscriptions

Revenue from the provision of membership subscriptions is recognised on a straight line basis over the financial year.

#### Other income

Other income is recognised on an accruals basis when the Company is entitled to it.

### (d) Goods and services tax (GST)

Revenue, expenses and assets are recognised net of the amount of GST, except where the amount of GST incurred is not recoverable from the Australian Taxation Office (ATO).

Receivables and payable are stated inclusive of GST.

## Notes to the Financial Statements

For the Year Ended 31 March 2024

### (e) Property, plant and equipment

Each class of property, plant and equipment is carried at cost or fair value less, where applicable, any accumulated depreciation and impairment.

#### Plant and Equipment

Plant and equipment are measured using the cost model and are therefore carried at cost less accumulated depreciation and any impairment losses.

Plant and equipment that have been contributed at no costs, or for nominal cost, are valued and recognised at the fair value of the asset at the date it is acquired.

#### Depreciation

Property, plant and equipment, excluding freehold land, is depreciated on a straight line basis over the asset's useful life to the Company, commencing when the asset is ready for use.

Fixed asset class	Depreciation Rate
Plant and Equipment	25-33%

At the end of each annual reporting period, the depreciation method, useful life and residual value of each asset is reviewed. Any revisions are accounted for prospectively as a change in estimate.

### (f) Financial instruments

Financial instruments are recognised initially on the date that the Company becomes party to the contractual provisions of the instrument.

On initial recognition, all financial instruments are measured at fair value plus transaction costs (except for instruments measured at fair value through profit or loss where transaction costs are expensed as incurred).

## Notes to the Financial Statements

For the Year Ended 31 March 2024

### **(g) Impairment of non-financial assets**

At the end of each reporting period the Company reviews the carrying values of its tangible and intangible assets to determine whether there is any indication that those assets have been impaired.

If such an indication exists, the recoverable amount of the asset, being the higher of the asset's fair value less costs to sell and value in use, is compared to the asset's carrying value. Any excess of the asset's carrying value over its recoverable amount is expenses to the profit and loss statement.

Reversal indicators are considered in subsequent periods for all assets which have suffered an impairment loss.

### **(h) Cash and cash equivalents**

Cash and cash equivalents comprises cash on hand, demand deposits and short-term investments which are readily convertible to known amounts of cash and which are subject to an insignificant risk of change in value.

### **(i) Employee benefits**

Provision is made for the Company's liability for employee benefits arising from services rendered by employees to the end of the reporting period. Employee benefits that are expected to be wholly settled within one year have been measured at the amounts expected to be paid when the liability is settled.

Employee benefits expected to be settled more than one year after the end of the reporting period have been measured at the present value of the estimated future cash outflows to be made for those benefits. In determining the liability, consideration is given to employee wage increases and the probability that the employee may satisfy vesting requirements. Cashflows are discounted using market yields on high quality corporate bond rates. Changes in the measurement of the liability are recognised in profit or loss.



## Notes to the Financial Statements

For the Year Ended 31 March 2024

### 3. Critical Accounting Estimates and Judgments

The directors make estimates and judgements during the preparation of these financial statements regarding assumptions about current and future events affecting transactions and balances.

These estimates and judgements are based on the best information available at the time of preparing the financial statements, however as additional information is known then the actual results may differ from the estimates.

The significant estimates and judgements made have been described below.

#### **Key estimates - impairment of property, plant and equipment**

The Company assesses impairment at the end of each reporting period by evaluating conditions specific to the Company that may be indicative of impairment triggers. Recoverable amounts of relevant assets are reassessed using value in use calculations which incorporate various key assumptions.

#### **Key judgments - depreciation**

Management reviews its estimate of the useful lives of depreciable assets at each reporting date, based on the expected utility of the assets.

## Notes to the Financial Statements

For the Year Ended 31 March 2024

4. Revenue and Other Income	2024	2023
	\$	\$
Sales revenue		
Member Subscriptions	816,407	813,348
Conferences	-	115,543
Publication Sales	3,308	47,252
	819,715	976,143
Other Income		
Interest received	-	4,052
Investment account	49,900	11,909
	49,900	15,961
<b>Total Revenue and other income</b>	<b>869,615</b>	<b>992,104</b>
<b>5. Expenses</b>		
<b>(a) Depreciation and amortisation</b>		
Depreciation and amortisation	3,354	3,560
Amortisation on lease	32,491	30,313
<b>Total depreciation and amortisation</b>	<b>35,845</b>	<b>33,873</b>
<b>(b) Employee benefits expense</b>		
Employee salaries and bonuses	530,218	566,657
Superannuation contribution	57,702	58,547
Annual leave	19,450	173
Long service leave	6,334	8,863
<b>Total employee benefits expense</b>	<b>613,704</b>	<b>634,240</b>
<b>(c) Audit Fees</b>		
Audit Services	9,500	9,416
<b>Total Audit Remuneration</b>	<b>9,500</b>	<b>9,416</b>
<b>6. Cash and Cash Equivalents</b>		
Cash on hand and in bank	274,272	272,027
<b>Total cash and cash equivalents</b>	<b>274,272</b>	<b>272,027</b>

## Notes to the Financial Statements

For the Year Ended 31 March 2024

7. Trade and Other Receivables	2024	2023
	\$	\$
<b>CURRENT</b>		
Trade receivables	37,768	26,555
GST receivable	15,269	10,038
Total current trade and other receivables	53,037	36,593

**(a) Aged analysis**

The ageing analysis of receivables is as follows.

0-30 days	25,154	-
31-60 days	11,928	2,824
61-90 days	-	23,731
90+ days (past due not impaired)	686	-
	37,768	26,555

The carrying value of trade receivables is considered a reasonable approximation of fair value due to the short term nature of the balances.

The maximum exposure to credit risk at the reporting date is the fair value of each class of receivable in the financial statements.

**8. Other Financial Assets**

<b>CURRENT</b>		
Term deposit	1,000,000	1,000,000
	1,000,000	1,000,000

**9. Other Assets**

<b>CURRENT</b>		
Prepayments	55,490	9,451
Accrued interest income	8,726	7,123
	64,216	16,574

## Notes to the Financial Statements

For the Year Ended 31 March 2024

<b>10. Leases</b>	<b>2024</b>	<b>2023</b>
<b>Right-of-use assets</b>	<b>\$</b>	<b>\$</b>
At cost	87,674	87,674
Depreciation charge	(70,626)	(41,402)
Balance at end of year	<u>17,048</u>	<u>46,272</u>

### Lease liabilities

The maturity analysis of lease liabilities based on contractual discounted cash flows is shown in the table below:

	<b>&lt; 1 year</b>	<b>1 - 5 years</b>	<b>Lease liabilities included in this Statement of Financial Position</b>
	<b>\$</b>	<b>\$</b>	<b>\$</b>
<b>2024</b>			
Lease liabilities	18,226	-	18,226
<b>2023</b>			
Lease liabilities	29,949	18,226	48,175

### Statement of Profit or Loss and Other Comprehensive Income

The amounts recognised in the statement of profit or loss and other comprehensive income relating to leases where the Company is a lessee are shown below:

	<b>2024</b>	<b>2023</b>
	<b>\$</b>	<b>\$</b>
Interest expense on lease liabilities	(1,121)	(2,138)
Depreciation of right-of-use assets	(1,421)	(30,313)
	<u>(2,542)</u>	<u>(32,451)</u>

### Statement of Cash Flows

Total cash outflow for leases	(2,145)	(29,263)
-------------------------------	---------	----------

## Notes to the Financial Statements

For the Year Ended 31 March 2024

11. Property, plant and equipment	2024	2023
	\$	\$
<b>PLANT AND EQUIPMENT</b>		
Furniture, fixtures and fittings		
At cost	4,818	4,818
Accumulated depreciation	(4,657)	(3,693)
<b>Total furniture, fixtures and fittings</b>	<b>161</b>	<b>1,125</b>
Office equipment		
At cost	41,118	41,118
Accumulated depreciation	(37,797)	(35,406)
<b>Total office equipment</b>	<b>3,322</b>	<b>5,712</b>
<b>Total property, plant and equipment</b>	<b>3,483</b>	<b>6,837</b>

### (a) Movements in Carrying Amounts

Movement in the carrying amounts for each class of property, plant and equipment between the beginning and the end of the current financial year:

	Furniture, Fixtures and Fittings \$	Office Equipment \$	Total \$
<b>Year ended 31 March 2024</b>			
Balance at the beginning of year	1,125	5,712	6,837
Depreciation expense	(964)	(2,390)	(3,354)
<b>Balance at the end of the year</b>	<b>161</b>	<b>3,322</b>	<b>3,483</b>

	Furniture, Fixtures and Fittings \$	Office Equipment \$	Total \$
<b>Year ended 31 March 2023</b>			
Balance at the beginning of year	2,045	8,351	10,396
Depreciation expense	(920)	(2,639)	(3,559)
<b>Balance at the end of the year</b>	<b>1,125</b>	<b>5,712</b>	<b>6,837</b>

## Notes to the Financial Statements

For the Year Ended 31 March 2024

12. Trade and Other Payables	2024	2023
	\$	\$
CURRENT		
Trade payables	54,466	66,992
<b>Total trade and other payables</b>	<b>54,466</b>	<b>66,992</b>
13. Employee Benefits	2024	2023
	\$	\$
CURRENT		
Long service leave	35,472	38,031
Annual leave	57,481	31,272
	<b>92,953</b>	<b>69,303</b>
NON CURRENT		
Long service leave	7,001	5,424
	<b>7,001</b>	<b>5,424</b>
14. Other Financial Liabilities		
CURRENT		
Unearned income	105,050	-
Other borrowings - Visa cards	2,102	1,986
	<b>107,152</b>	<b>1,986</b>

### 15. Members' Guarantee

The Company is incorporated under the *Corporations Act 2001* and is a Company limited by guarantee. If the Company is wound up, the constitution states that each member is required to contribute a maximum of \$ 100 each towards meeting any outstandings and obligations of the Company. At 31 March 2024 the number of members was 41 (2023:41).

## Notes to the Financial Statements

For the Year Ended 31 March 2024

### 16. Key Management Personnel Remuneration

The totals of remuneration paid to the key management personnel of the Company during the year are as follows:

	2024	2023
	\$	\$
Short-term employee benefits	293,793	297,347

### 17. Events Occurring After the Reporting Date

The financial report was authorised by a resolution of the Board of Directors.

No matters or circumstances have arisen since the end of the financial year which significantly affected or may significantly affect the operations of the Company, the results of those operations, or the state of affairs of the Company in future financial years.

### 18. Statutory Information

The registered office and principal place of business of the company is:

Australian Liquefied Petroleum Gas Association Ltd  
Suite 7  
16 National Circuit  
Barton ACT 2600

## Directors' Declaration

For the Year Ended 31 March 2024

The directors of the Company declare that:

1. The financial statements and notes, are in accordance with the *Corporations Act 2001* and:
  - a. comply with Australian Accounting Standards - Simplified Disclosure Requirements; and
  - b. give a true and fair view of the financial position as at 31 March 2024 and of the performance for the year ended on that date of the Company.
2. In the directors' opinion, there are reasonable grounds to believe that the Company will be able to pay its debts as and when they become due and payable.

This declaration is made in accordance with a resolution of the Board of Directors.

Director

  
\_\_\_\_\_

Director

  
\_\_\_\_\_

Dated this 25th day of July 2024



## Independent Audit Report to the members of

### AUSTRALIAN LIQUIFIED PETROLEUM GAS ASSOCIATION LIMITED

#### Opinion

We have audited the financial report of Australian Liquefied Petroleum Gas Association (the Company), which comprises the statement of financial position as at 31 March 2024, the statement of profit or loss and other comprehensive income, statement of changes in equity and statement of cash flows for the year then ended, and notes to the financial statements, including a summary of significant accounting policies and directors' declaration.

In our opinion, the accompanying financial report of Australian Liquefied Petroleum Gas Association is in accordance with the *Corporations Act 2001*, including;

- a) gives a true and fair view of the Company's financial position as at 31 March 2024 and of its financial performance for the year then ended; and
- b) complying with the Australian Accounting Standards – General Purpose – Simplified Disclosure Standard Requirements and *Corporations Regulations 2001*.

#### Basis for Opinion

We conducted our audit in accordance with Australian Auditing Standards. Our responsibilities under those standards are further described in the *Auditor's Responsibilities for the Audit of the Financial Report* section of our report. We are independent of the Company in accordance with the auditor independence requirements of *Corporations Act 2001* and the ethical requirements of the Accounting Professional and Ethical Standards Board's APES 110 *Code of Ethics for Professional Accountants* (the Code) that are relevant to our audit of the financial report in Australia. We have also fulfilled our other ethical responsibilities in accordance with the Code.

We confirm that the independence declaration required by the *Corporations Act 2001*, which has been given to the directors of the Company, would be in the same terms if given to the directors as at the time of this auditor's report.

We believe that the audit evidence we have obtained is sufficient and appropriate to provide a basis for our opinion.

#### Other Information

The directors are responsible for the other information. The other information comprises the information included in the Company's annual report for the year ended 31 March 2024, but does not include the financial report and our auditor's report thereon.

Our opinion on the financial report does not cover the other information and accordingly we do not express any form of assurance conclusion thereon.

In connection with our audit of the financial report, our responsibility is to read the other information and, in doing so, consider whether the other information is materially inconsistent with the financial report or our knowledge obtained in the audit or otherwise appears to be materially misstated.

If, based on the work we have performed, we conclude that there is a material misstatement of this other information, we are required to report that fact. We have nothing to report in this regard.

#### Responsibilities of the Directors for the Financial Report

The directors of the Company are responsible for the preparation of the financial report that gives a true and fair view in accordance with Australian Accounting Standards – General Purpose – Simplified Disclosure Standard Requirements and the *Corporations Act 2001*.

The director's responsibility also includes such internal control as the directors determines is necessary to enable to preparation of the financial report that gives a true and fair view and is free from material misstatement, whether due to fraud or error.

In preparing the financial report, the directors are responsible for assessing the Company's ability to continue as a going concern, disclosing, as applicable, matters relating to going concern and using the going concern basis of accounting unless the directors either intends to liquidate the Company or to cease operations, or has no realistic alternative but to do so. The directors are responsible for overseeing the Company's financial reporting process.

#### **Auditor's Responsibilities for the Audit of the Financial Report**

Our objectives are to obtain reasonable assurance about whether the financial report as a whole is free from material misstatement, whether due to fraud or error, and to issue an auditor's report that includes our opinion. Reasonable assurance is a high level of assurance, but is not a guarantee that an audit conducted in accordance with the Australian Auditing Standards will always detect a material misstatement when it exists. Misstatements can arise from fraud or error and are considered material if, individually or in the aggregate, they could reasonably be expected to influence the economic decisions of users taken on the basis of this financial report.


As part of an audit in accordance with Australian Auditing Standards, we exercise professional judgment and maintain professional scepticism throughout the audit. We also:

- Identify and assess the risks of material misstatement of the financial report, whether due to fraud or error, design and perform audit procedures responsive to those risks, and obtain audit evidence that is sufficient and appropriate to provide a basis for our opinion. The risk of not detecting a material misstatement resulting from fraud is higher than for one resulting from error, as fraud may involve collusion, forgery, intentional omissions, misrepresentations, or the override of internal control.
- Obtain an understanding of internal control relevant to the audit in order to design audit procedures that are appropriate in the circumstances, but not for the purpose of expressing an opinion on the effectiveness of the Association's internal control.
- Evaluate the appropriateness of accounting policies used and the reasonableness of accounting estimates and related disclosures made by management.
- Conclude on the appropriateness of management's use of the going concern basis of accounting and, based on the audit evidence obtained, whether a material uncertainty exists related to events or conditions that may cast significant doubt on the Association's ability to continue as a going concern. If we conclude that a material uncertainty exists, we are required to draw attention in our auditor's report to the related disclosures in the financial report or, if such disclosures are inadequate, to modify our opinion. Our conclusions are based on the audit evidence obtained up to the date of our auditor's report. However, future events or conditions may cause the Association to cease to continue as a going concern.
- Evaluate the overall presentation, structure and content of the financial report, including the disclosures, and whether the financial report represents the underlying transactions and events in a manner that achieves fair presentation.

We communicate with those charged with governance regarding, among other matters, the planned scope and timing of the audit and significant audit findings, including any significant deficiencies in internal control that we identify during our audit.

We also provide the directors with a statement that we have complied with relevant ethical requirements regarding independence, and to communicate with them all relationships and other matters that may reasonably be thought to bear on our independence, and where applicable, related safeguards.

**Vincents Assurance and Risk Advisory**



**Phillip Miller**  
Director  
Canberra, ACT

Dated: 26 July 2024

# Members and Associates

Gas Energy Australia thanks and appreciates all of the Association's Members and Associates for their financial and in-kind support during 2023-24.

## AS AT 31 MARCH 2024

### ADVISORY COUNCIL MEMBERS AND ASSOCIATES

Air & Gas Industries	Elaflex	Manchester Tank & Equipment
AMPOL	Elgas	Origin Energy
APT Facilities Management	EVOL LNG	Select Logistics
BOC	Kleenheat	Supagas Pty Limited
CEM International		

### MEMBERS & ASSOCIATES

AAAGas Logistics	DJ Batchen	KLM Energy Services
Agas National Pty Ltd	ENGV Group	LPGas Business
Ausquip Australia Pty Ltd	Gasbot	Norfolk Island Gas
Australian Gas Infrastructure Group	Gas Components	Oceangas
Black Cat Gas	Gas in a Flash Pty Ltd	PSG Ebsray
Bluegas - Petroleum & Gas Co Fiji Ltd	GSGP Pty Ltd	SA Department for Energy and Mining
Bromic Pty Ltd	Hilditch Oilchem	SCG (Thailand)
Clean Energy Fuels Australia	Hotgas	Sherpa Consulting
Customised Gas Australia Group	International Chemicals Engineering	Villa Shipping and Trading Co Pte Ltd
	Kangaroo Gas	

# Honorary and Life Members

## HONORARY MEMBERS

Mr James Batchen

Mr Mark Gadsby

Mr David Piggford

Mr Don F Brew

Mr Otto Gara

Mr Bruce Pollock

Mr Russell Brown

Mr David B Ingham

Mr Tony R Rafferty

Mr Ian M Brumby

Mr Bill R Jenkins

Mr Steve Reynolds

Mr David Collins

Mr Robert Knight

Mr John Ring

Mr Ian R Cootes

Mr G W Leslie

Mr Philip Treloar

Mr Barry Duckworth

Mr Ian J Maloney

Mr Tony R Wood

Mr Bill Ebsary

Mr Warring J Neilsen

Mr Bill R Feutrill

Mr Des J O'Callaghan

## LIFE MEMBERS

Mr Alan Beale

Mr John Evans

Sir Eric Neal AC CVO FTSE HonFAIB

Mr Bruce Reid

Mr Ian Reynolds AM

Mr Tony Say

Mr John Urquhart OAM



Australian Liquefied Petroleum Gas Association Limited  
Trading as Gas Energy Australia  
Suite 7, 16 National Circuit Barton ACT 2600 Australia  
Phone 02 6176 3100  
Fax 02 6176 0207

Email: [admin@gasenergyaus.au](mailto:admin@gasenergyaus.au) [www.gasenergyaus.au](http://www.gasenergyaus.au)  
ACN 002 703 951  
ABN 11 002 703 951

Incorporated in New South Wales as Public Company limited by guarantee Inaugurated  
1958 Incorporated 1984